


# Ten top tips


to keep your freshwater generator in tip top condition

- 1 Ensure that all key operating parameters (temperatures, pressures and flow rates) comply with the recommended levels.
- 2 Always use seawater filters/strainers of the correct mesh size.
- 3 Avoid operating the freshwater generator in polluted/contaminated waters.
- 4 Shut down the freshwater generator in accordance with Alfa Laval instructions.
- 5 Do not operate the freshwater generator without the recommended anti-scale chemical.

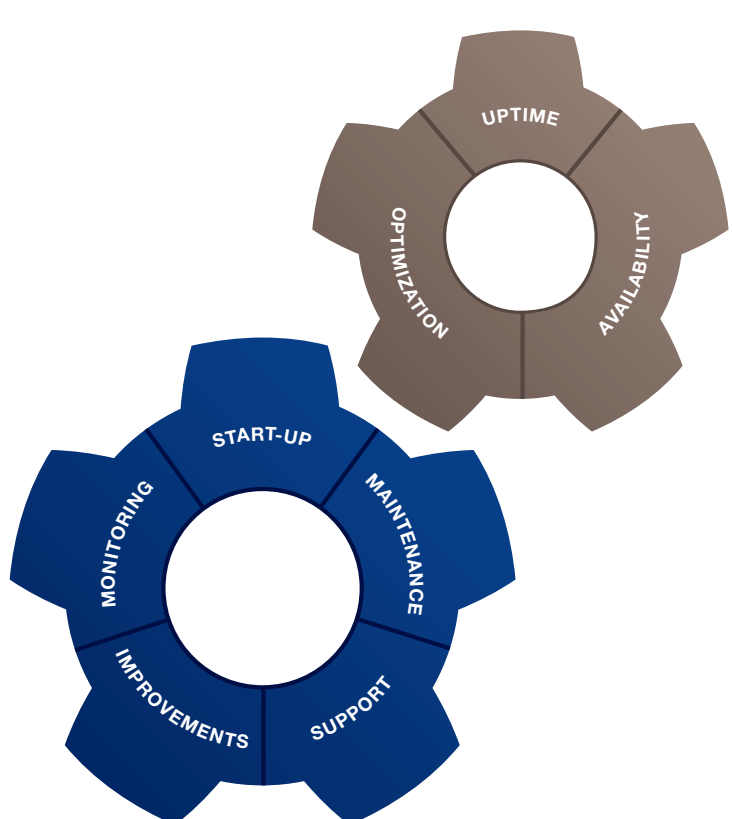
ORCA Offshore



DOLPHIN



- 6 Log process parameters daily to monitor the condition of your freshwater generator.
- 7 Clean the salinometer electrode on a regular basis.
- 8 Use only sulfamic acid with a corrosion inhibitor for acid cleaning.
- 9 Always use genuine Alfa Laval spare parts and maintain an adequate stock of key spare parts.
- 10 Keep the unit clean. Avoid using oil or grease, which is unsuitable for human consumption. Remember, **it's your drinking water!**



Extending performance  
with the Alfa Laval 360° Service Portfolio



[www.alfalaval.com](http://www.alfalaval.com)